



CDR : COMMERCIAL DOWNLIGHT RETROFIT

DESCRIPTION

CDR Commercial Downlights are LED retrofit options to replace legacy downlights in many existing architectural and commercial housings. Available in 6" and 8" options, CDR Downlights offer easy installation and last up to 4x longer than CFL.

FEATURES

- Replaces legacy 6" or 8" CFL, HID or incandescent downlights
- Provides comfortable diffused light with no dark spots
- Dimmable to 5% with most Lutron and Leviton 0-10V dimmers
- Pre-wired conduit and quick connector allow for easy installation
- 85° beam angle
- Clips for secure installation into multiple housing types included

LISTINGS

- UL Listed for Dry/Damp Locations
- ENERGY STAR® Approved for superior energy efficiency

PERFORMANCE

- Rated lifetime L70: 50,000 hours
- 4000K CCT
- CRI: >80

ELECTRICAL

- Input voltage: 100-277VAC
- 0-10V dimming
- Power Factor: >0.95
- THD: <20%

THERMAL

- -13°F to 104°F (-25°C to 40°C) operating temperature

CONSTRUCTION

- Silver satin finish with white trim
- Frosted lens for diffuse lighting

WARRANTY

- 5 year limited warranty; see eiko.com for warranty details

project name	type
catalog number	
comments	voltage
approved by	date



APPLICATIONS

- Hotel Lobby
- Shopping Center
- Supermarket
- Recreation Center
- Public Areas
- Corridors
- Offices
- Schools
- Hospitality
- Retail



ORDERING INFORMATION

EXAMPLE: CDR-6-15/85/840-SSW-DIM-U

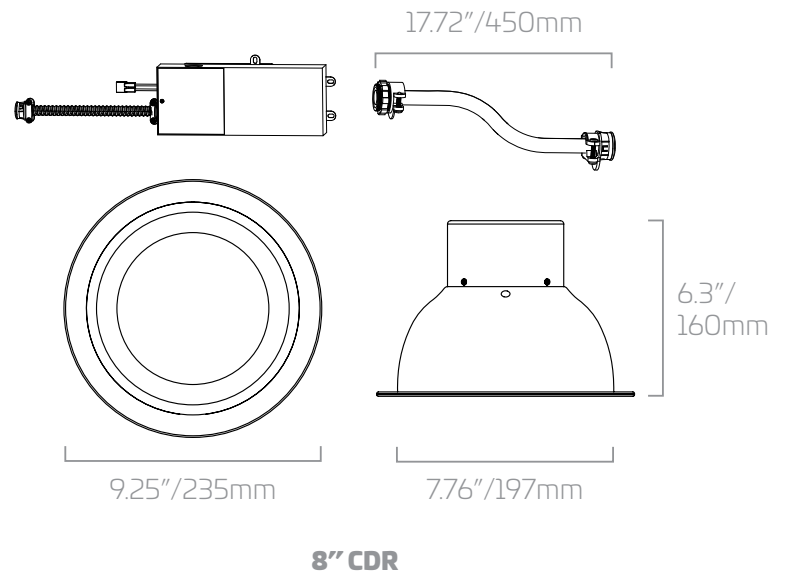
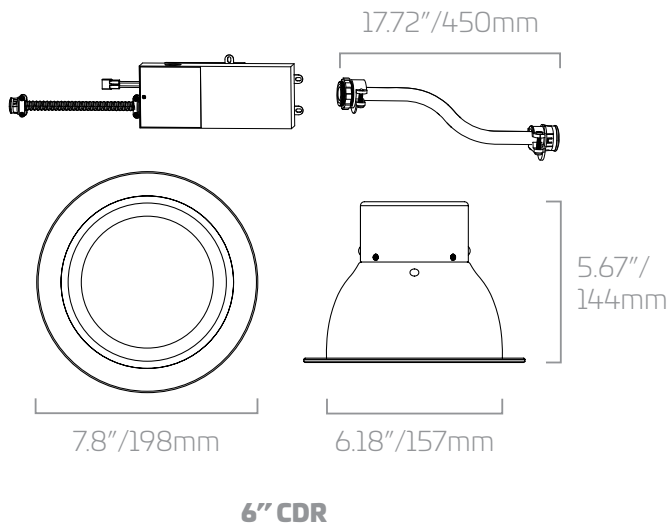
Model	Size	Lumens	LPW	CRI/CCT	Finish	Dimming	Voltage
CDR : Commercial Downlight Retrofit	6 - 6"	10 - 1,000 lm 15 - 1,500 lm 23 - 2,300 lm	85 - 85 lpw	840 - 80 CRI; 4000K	SSW - Silver satin finish with white trim	DIM - 0-10V dimming	U - 100-277VAC
	8 - 8"	10 - 1,000 lm 15 - 1,500 lm 20 - 2,000 lm 33 - 3,300 lm					

PERFORMANCE SUMMARY

Order Code	Item #	Size	Watts	Lumens	CCT	CRI	Volts	CFL Equiv.	ES
10121	CDR-6-10/85/840-SSW-DIM-U	6"	12W	1,000	4000K	80+	100-277VAC		★
10115	CDR-6-15/85/840-SSW-DIM-U	6"	18W	1,500	4000K	80+	100-277VAC		★
10116	CDR-6-23/85/840-SSW-DIM-U	6"	27W	2,300	4000K	80+	100-277VAC	42W	★
10117	CDR-8-10/85/840-SSW-DIM-U	8"	12W	1,000	4000K	80+	100-277VAC		★
10118	CDR-8-15/85/840-SSW-DIM-U	8"	18W	1,500	4000K	80+	100-277VAC		★
10119	CDR-8-20/85/840-SSW-DIM-U	8"	24W	2,000	4000K	80+	100-277VAC	42W	★
10120	CDR-8-33/85/840-SSW-DIM-U	8"	40W	3,300	4000K	80+	100-277VAC		★

★ENERGY STAR® Approved

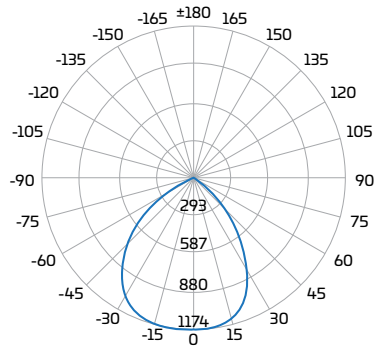
DIMENSIONS



PHOTOMETRICS

CDR-6-24/85/840-SSW-DIM-U

ZONAL LUMEN SUMMARY		
Zone	Lumens	%Fixture
0-30	453.6	19.4%
30-60	630.6	27.0%
60-80	80.2	3.4%
80-90	4.5	0.2%
0-30	452.2	19.3%
30-60	615.5	26.3%
60-80	80.8	3.5%
80-90	3.7	0.2%
90-100	0.7	0.0%
100-180	15.7	0.7%



CDR-8-35/85/840-SSW-DIM-U

ZONAL LUMEN SUMMARY		
Zone	Lumens	%Fixture
0-30	652.2	18.5%
30-60	930.7	26.4%
60-80	162.9	4.6%
80-90	13.3	0.4%
0-30	646.9	18.4%
30-60	931.4	26.4%
60-80	155.1	4.4%
80-90	10.5	0.3%
90-100	0.7	0.0%
100-180	20.2	0.6%

